



A3 Colour Multifunction Printer

Apeos C2450 S



Colour Multifunction to Unlock Your Business' Potential



Apeos C2450 S
Standard Model

Apeos C2450 S

Copy/Print	Scan	Fax* ³	Printing Resolution	Control Panel
Colour/Monochrome 24 ppm*¹	Colour/Monochrome 50 / 60 ppm*²	Super G3 FAX	1,200 × 2,400 dpi*⁴	Tilted Colour Touchscreen 7 inches

• Mobile supported • Wireless LAN supported • Security

*1: A4 LEF / Letter LEF. Print speed may drop due to image quality adjustment.

*2: When the DADF is used. (1 pass, 2 sided scanning. Our Standard Document (A4), 200 dpi, to USB flash drive.) Scanning speed varies by the document.

*3: Optional.

*4: Print Function.

Fast output, high print quality, quick scanning

Enhanced print speed and superior print quality

- High speed output of 24 ppm for both colour and monochrome
- High-resolution printing of 1,200 x 2,400 dpi achieved with LED printhead
- IReCT*, digital image adjustment technology, minimises colour misregistration.
- Digitally corrects colour misregistration at high resolution of 1,200 x 2,400 dpi. The accuracy ensures the image reproduction with ultra-high precision

* Image Registration Control Technology

Quick scanning of high-volume originals

Single-pass duplex scanning of Colour 50 ppm / Mono 60 ppm.

- Equipped with Duplex Automatic Document Feeder (DADF)
- You can scan both sides of the original at once. Since the original is not inverted, it protects the original document
- You can load originals up to 110 sheets*

* 80 gsm paper



A variety of scanning features

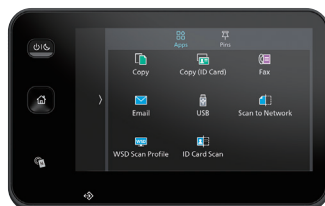
- Various scanning features including Scan to Network (SMB/FTP), Email, Scan to WSD, USB Memory Scan and Scan from PC are supported

Quick and simple operability

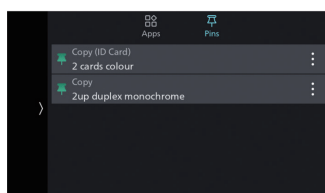
Easy to operate with 7-inch colour touchscreen

- Consistent operation steps of each function for a common brand operability

Home screen personalization for ease of access to commonly used functions

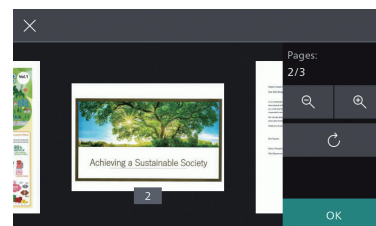


Pin regular settings for registering frequent or repeated jobs



Check images before sending

- Easily enlarge, check and select faxes or scanned images by Preview function before sending



Copying and scanning ID Cards

- Copy both sides of an ID card on a single sheet of paper
- Scan both sides of an ID card and save to a shared folder on your computer or to an FTP server*

* Server address must be set in advance.

Seamless mobile connectivity

Seamless connectivity with mobile devices or USB flash drives

- Mobile devices can be connected for Copy, Fax, Print, and Scan jobs*¹ using the Print Utility*² application
- Mobile device can be used as an alternative UI for operations control to minimise common touch points
- With the support of NFC (Near Field Communication), you can print and scan from mobile devices simply by tapping the device UI panel
- It also supports direct mobile printing using AirPrint and Mopria® Print Service
- Scan directly to / print directly from a standard USB flash drive for greater work efficiency

*1: Scan to Mobile, E-mail

*2: Connect to machine via wireless LAN environment.

Download the app free of charge from Google Play™ or App Store.



Direct mobile connection for easy communication

- Wired LAN environments and wireless LAN environments can be utilized simultaneously. A visitor who cannot connect to the office intranet can directly connect to the device via the Wi-Fi network



Check incoming faxes on the go

- Incoming faxes can be automatically transferred to designated e-mail addresses, allowing you to view them by mobile device without missing any business opportunities



Enhanced security

User authentication and Private Charge Print using IC Card*

- User authentication can be used to restrict unauthorized users from accessing the device or to set permission to access functions, such as printing in colour by each user
- Private Charge Print using IC card authentication* prevents information leakage due to confidential documents being left on the output tray

* Optional



Maintain a more secure office environment with enhanced security features

- Store incoming faxes on the device with password protection, and it can only be printed when the password is entered. It prevents confidential documents from being left on the output tray
- Audit log is supported for tracking to prevent unauthorized use of the device

Ecology

- Toner save function in increments of 3 stages saves toner consumption for documents that do not require high image quality
- Super EA-Eco toner contributes to low power consumption as fusing is achieved at a low temperature

Configuration

Standard: Copy / Print / Scan functions and Single-pass Duplex Automatic Document Feeder

Optional: Fax function / Tray Module / Cabinet



Standard Model



With Tray Module



With Tray Module and Cabinet*

* Tray module is required for Cabinet installation

Apeos C2450 S

Functions & Specifications

Basic Specifications / Copy Function

Item	Description
Type	Desktop
Memory capacity	1 GB (Onboard) (Max: 1 GB)
Storage Device Capacity	-
Colour Capability	Full colour
Scan Resolution	600 x 600 dpi
Printing Resolution	1,200 x 2,400 dpi (Text / Text-Photo / Photo)
Warm-up Time*1	44 seconds or less (23 degrees Celsius room temperature)
Recovery Time (Recovery Time from Sleep mode)	15 seconds or less (23 degrees Celsius room temperature)
Original Size	Maximum of A3, 11 x 17", 297 x 432 mm for both Sheet and Book
Paper Size	Max A3, 11 x 17" [297 x 432 mm when using Bypass Tray]
	Min A5 [89 x 98 mm when using Bypass Tray]
Image loss width	Lead edge 5.5 mm, Trail edge 5.5 mm, Right/Left edge 5.5 mm
Paper Weight*2	Paper Tray 60 to 90 gsm Bypass Tray 60 to 216 gsm
First Copy Output Time	B/W: 8.6 sec. (A4 LEF / Monochrome priority mode) Colour: 10.8 sec. (A4 LEF / Colour priority mode)
Continuous Copy Speed*3	A4 LEF B/W: 24 ppm, Colour: 24 ppm
	Letter LEF B/W: 24 ppm, Colour: 24 ppm
	JIS B5 LEF B/W: 12 ppm, Colour: 12 ppm
	A4 / JIS B5 B/W: 12 ppm, Colour: 12 ppm
	JIS B4 A3 B/W: 12 ppm, Colour: 12 ppm
Paper Tray Capacity*4	Standard 250 sheets x 1-tray + Bypass Tray 110 sheets*5
	Optional Tray Module: 500 sheets
	Max 860 sheets (Standard + Tray Module)*5
Output Tray Capacity*4	250 sheets (A4 LEF), 200 sheets (A3)
Power Supply	AC220-240 V +/- 10 %, 8 A, 50/60 Hz common
Maximum Power Consumption	1.76 kW (AC220 V +/- 10 %), 1.92 kW (AC240 V +/- 10 %)
	Sleep Mode: 0.4 W (AC230 V), Low Power Mode: 36 W (AC230 V)
	Ready Mode: 56 W (AC230 V)
Dimensions	W 595 x D 609*6 x H 616 mm
Weight*7	51 kg

*1: It may change depending on usage conditions.

*2: It is recommended to use our recommended paper. Correct print output may not be possible depending on the requirement.

*3: The speed may be reduced due to the image quality adjustment.

*4: 80 gsm paper.

*5: Bypass Tray: 70 gsm paper.

*6: When the Control Panel is tilted upwards.

*7: Excluding Toner Cartridge.

Print Function

Item	Description
Type	Built-in type
Continuous Print Speed*1	Same as the Basic Specifications / Copy Function
Printing Resolution	Standard: 1,200 x 2,400 dpi, High Quality*2: 1,200 x 2,400 dpi
Page Description Language	PCL6, PostScript language compatibility
Supported Operating System*3	[PCL Driver] Windows 11 (64 bit), Windows 10 (32 bit / 64 bit), Windows Server 2022 (64 bit), Windows Server 2019 (64 bit), Windows Server 2016 (64 bit), Windows Server 2012 R2 (64 bit), Windows Server 2012 (64 bit)
	[PostScript language compatible Driver] Windows 11 (64 bit), Windows 10 (32 bit / 64 bit), Windows Server 2022 (64 bit), Windows Server 2019 (64 bit), Windows Server 2016 (64 bit), Windows Server 2012 R2 (64 bit), Windows Server 2012 (64 bit)
	[Mac OS X Driver] macOS 13 / 12 / 11 / 10.15 / 10.14
Interface Standard	Ethernet 1000BASE-T / 100BASE-TX / 10BASE-T, USB2.0, IEEE 802.11b / g / n (2.4 GHz)

*1: The speed may be reduced due to the image quality adjustment.

*2: Only Colour Mode.

*3: Please refer to our official website for the latest supported OS.

Scan Function

Item	Description
Type	Colour Scanner
Scan Resolution	Scan to PC (Pull Scan) [TWAIN driver] Monochrome binary / Grayscale: 600 x 600 dpi, 400 x 400 dpi, 300 x 300 dpi, 200 x 200 dpi, 150 x 150 dpi Colour: 600 x 600 dpi*, 400 x 400 dpi, 300 x 300 dpi, 200 x 200 dpi, 150 x 150 dpi [WIA (Windows Image Acquisition) driver, ICA (Image Capture Architecture) driver] Monochrome binary / Grayscale / Colour: 600 x 600 dpi*, 400 x 400 dpi, 300 x 300 dpi, 200 x 200 dpi, 150 x 150 dpi
	Scan to Network / e-mail Monochrome binary / Grayscale: 600 x 600 dpi, 400 x 400 dpi, 300 x 300 dpi, 200 x 200 dpi Colour: 600 x 600 dpi*, 400 x 400 dpi, 300 x 300 dpi, 200 x 200 dpi
Scan Speed	Same as the Scan Speed for the Duplex Automatic Document Feeder
Interface Standard	Ethernet 1000BASE-T / 100BASE-TX / 10BASE-T, USB2.0, IEEE 802.11b / g / n (2.4 GHz)

* When scanner glass is used.

Fax Function (Optional)

Item	Description
Original Size	Max: A3, 11 x 17"
Recording Paper Size	Max: A3, 11 x 17"; Min: A4, Letter
Transmission Time	3 seconds and more but fewer than 4 seconds*
Transmission Mode	ITU-T G3
Applicable Lines	Telephone subscriber line, PBX, Fax communication (PSTN), Maximum 1 port (G3-1 port)

* When A4 size document with approximately 700 characters is transmitted in standard image-quality (8 x 3.85 lines/mm) and in high-speed mode (33.6 kbps, JBIG). Only indicates the time for transmitting the image information and does not include the communication control time. The total communication time will vary depending on the contents of the document, the type of machine receiving the fax, and line condition.

Duplex Automatic Document Feeder

Item	Description
Original Size / Paper Weight	Max: A3, 11 x 17"; Min: A5*1 38 to 128 gsm
Capacity*2	110 sheets
Scan Speed*3	Copy (A4 LEF Simplex) B/W: 24 ppm, Colour: 24 ppm
	Scan B/W: 30 ppm, Colour: 28 ppm (1 pass, 2 sided scanning, B/W: 60 ppm, Colour: 50 ppm) [Standard Document (A4), 200 dpi, to USB flash drive]

*1: The minimum custom size is 125 x 125 mm.

*2: 80 gsm paper.

*3: The scanning speed varies depending on the documents.

Tray Module (Optional)

Item	Description
Paper Size	Max: A3, 11 x 17" Min: A5
Paper Weight	60 to 256 gsm
Feeding Capacity / Number of Tray*1	500 sheets x 1-tray
Dimensions	W 545 x D 586 x H 114*2 mm
Weight	11 kg

*1: 80 gsm paper.

*2: When excluding installing connections.

Cabinet (Optional)*3

Item	Description
Dimensions*1	W 639 x D 680 x H 360*2 mm (Inside Dimension: W 450 x D 568 x H 246 mm)
Weight	13.5 kg

*1: Including the foot part.

*2: When excluding installing connections.

*3: Tray Module is required for Cabinet installation.

Notes:

- If the storage media of the base unit fail, loss of received data, accumulated data, registered setting data, etc. may occur. In no event shall "the company" be liable for any damages whatsoever arising from loss of data.
- Functional spare parts will be available for at least 7 years after the product is no longer manufactured.

FUJIFILM

FUJIFILM
BUSINESS INNOVATION
Authorised Dealer

FX Business Solutions Illawarra
02 4220 5000
www.fxillawarra.com.au

FX
BUSINESS SOLUTIONS
ILLAWARRA

The available model varies depending on the country/region. Please ask the sales representatives for details.

The product specifications, appearance and other details in this brochure are subject to change without notice for improvements.

Reproduction Prohibitions Please note that reproduction of the following is prohibited by law: •Domestic and foreign currencies, government-issued securities, and national bonds and local bond certificates. •Unused postage stamps, post cards, etc. •Certificate stamps stipulated by law. •Reproducing works forming the subject matter of copyright (literary works, musical works, paintings, engravings, maps, cinematographic works, drawings, photographic works, etc.) is not permitted unless the reproduction is for the purpose of personal use, family use or other similar uses within a limited circle.

Trademarks •FUJIFILM and FUJIFILM logo are registered trademarks or trademarks of FUJIFILM Corporation. •Apeos is registered trademarks or trademarks of FUJIFILM Business Innovation Corp. •Apple, Mac, macOS, OS X and AirPrint are trademarks of Apple Inc. registered in the U.S. and other countries and regions. •Mopria, the Mopria Logo, and the Mopria Alliance word mark and logo are registered and/or unregistered trademarks and service marks of Mopria Alliance, Inc. in the United States and other countries. •All product names and company names mentioned in this brochure are trademarks or registered trademarks of their respective companies.



For Your Safety

Before using the product, read the Instruction Manual carefully for proper use. Use the product with the power source and voltage specified. Be sure to establish ground connection. Otherwise, electronic shock may result in the case of a failure or short circuit.