

# ApeosPort®-VII C4421 / C3321

Front-running A4 multifunction devices that enable new ways of working



# Easy. Connect. Secure.

Highly reliable A4 multifunction devices incorporating all advantages of the ApeosPort series

Intuitive operation, seamless integration, advanced security features --

The newly-released A4 multifunction devices offer all you can expect from the ApeosPort series.

The advanced features of the ApeosPort-VII C4421 / C3321 series help you work smarter.

This series accelerates the evolution of your work.



A4 Colour Multifunction Devices

## ApeosPort-VII C4421 / C3321

|   |  |   |  |
|---|--|---|--|
| <b>Copy/Print</b><br>Colour/B&W<br><b>40 ppm<sup>*1</sup></b> | <b>Scan</b><br>Colour/B&W<br><b>105 ppm<sup>*2</sup></b> | <b>FAX<sup>*3</sup></b><br>Super G3 FAX | <b>Printing resolution</b><br><b>1200×2400 dpi</b> |
| <b>Wireless LAN Supported</b>                                 | <b>Mobile Support</b>                                    | <b>Cloud Interactive</b>                |  |

Note: The above pictures show ApeosPort-VII C3321 (standard configuration), ApeosPort-VII C4421 (standard configuration + three optional 550-Sheet Feeders and an optional Caster), and ApeosPort-VII C4421 (standard configuration + two optional 550-Sheet Feeders and an optional Cabinet) from the left.

\*1: For C4421. 35 ppm for C3321. \*2: Fuji Xerox Standard Paper (A4), 200 dpi, to Folder. For C4421 when both sides of a sheet are scanned through a single pass using the Duplex Automatic Document Feeder. 96 ppm for C3321. \*3: Optional.



**Efficiently combining  
A4 and A3 devices**

The ApeosPort-VII C4421 / C3321 multifunction devices have the same UI and features as their A3 equivalents. This leads to the optimum use of both A3 and A4 devices in one office and makes it easier to build the environment for server-less on-demand printing, minimising the trouble that comes with device management.



# Compact, but fully featured



## Easy-to-use 7-inch touch panel<sup>1</sup>

- Smartphone-like operation
- Angle adjustment mechanism that gives you an easier view
- Light and sound notifications
- Support for multiple languages<sup>2</sup>
- Comes standard with the NFC<sup>3</sup> touch area



## Directly printing from or scanning to USB<sup>4</sup>

- It is possible to print documents stored on a USB memory or save scanned data to the memory without using a computer.



## Space-saving IC card reader<sup>4</sup>

- Designed to save space, the ApeosPort-VII C4421 / C3321 series can house a built-in IC card reader.



## High-speed copying/scanning of a large volume of documents<sup>5</sup>

- Scanning of the both sides of a 2-sided document at once
- Duplex Automatic Document Feeder that holds a maximum of 100 sheets<sup>6</sup>



## Trays/feeders holding a maximum of 2350 sheets<sup>7</sup>

- Despite being small, the ApeosPort-VII C4421 / C3321 series comes standard with trays that can hold as many as 700 sheets (the bypass tray and standard tray can hold 150 sheets and 550 sheets respectively).
- Up to three optional 550-Sheet Feeders can be installed to have one bypass tray and four trays in total.



## Printing envelopes<sup>8</sup> and thick paper with a smooth surface

- Automatic adjustment of pressure to print envelopes.
- Gently sloping paper feed path so that thick paper can be supported.

## Small but excellent

- Super EA-Eco toner, toner that has the industry's smallest particle size, reproduces small characters and thin lines sharply and creates a smooth gradient.
- Image Enhancement processing reproduces diagonal lines and the outlines of characters, which can become jagged when printed, more smoothly.
- IReCT<sup>\*</sup>, digital image adjustment technology, minimises colour misregistration.

<sup>\*</sup>: Image Registration Control Technology

## Energy- efficient

- Both high image quality and energy efficiency are ensured by Super EA-Eco toner, which has low-temperature fusing properties, and a compact, energy-efficient LED printhead that offers high image quality.

<sup>\*1</sup>: For C4421. 5-inch touch panel for C3321. <sup>\*2</sup>: Japanese, English, Chinese (Simplified and Traditional), Korean, Thai, Vietnamese, and Indonesian. <sup>\*3</sup>: Near Field Communication. <sup>\*4</sup>: Optional. <sup>\*5</sup>: C3321 does not have the automatic document size detection feature. <sup>\*6</sup>: For C4421. 50 sheets for C3321. <sup>\*7</sup>: 80 gsm paper. <sup>\*8</sup>: Envelopes are fed from the bypass tray.

## Counter services

## Reducing wasted time during customer service

Being compact, the ApeosPort-VII C4421 / C3321 series fits into a counter service area. You can copy or scan documents without leaving the counter and making your customer wait.



## Stores

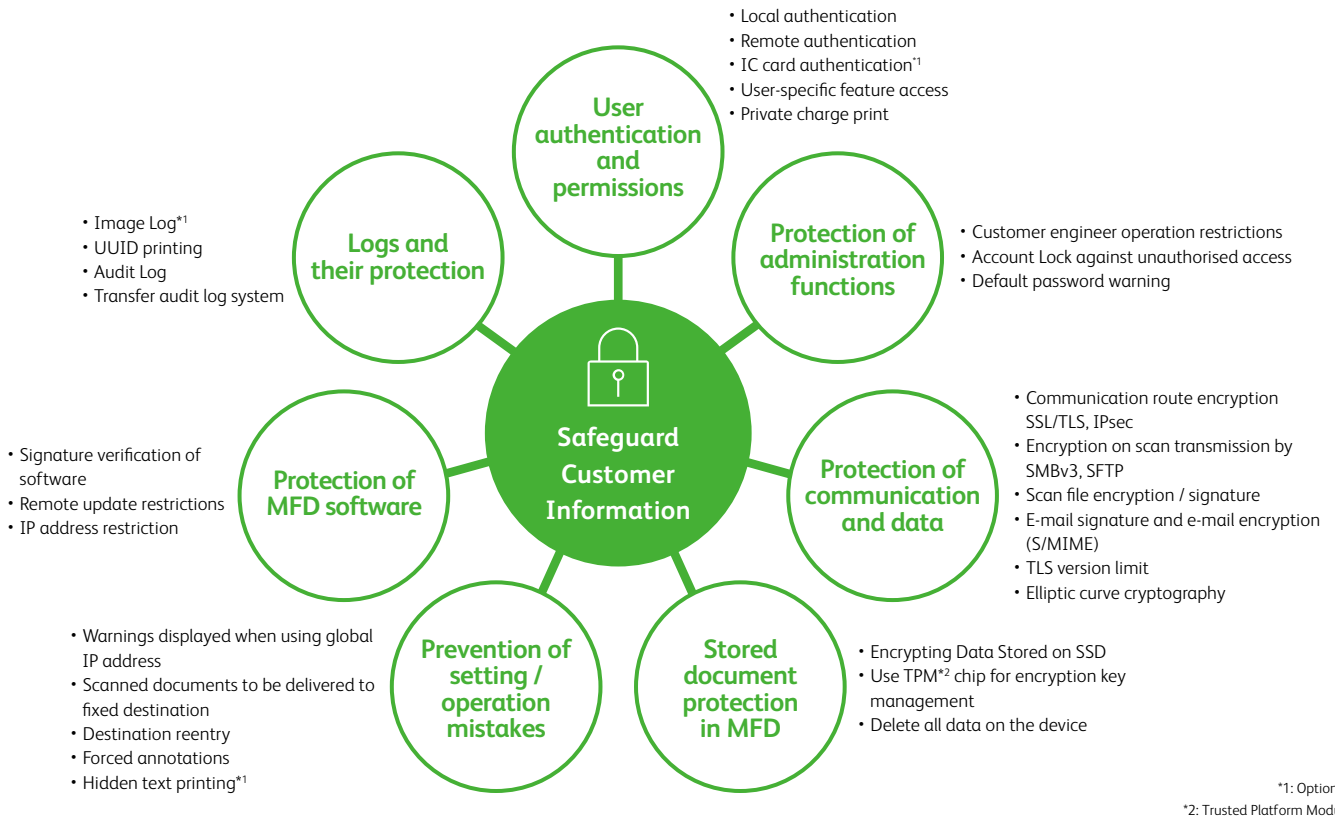
## Strengthening the integration of the headquarters and branch stores

It is possible to automate a series of jobs to scan and send documents to the headquarters by registering settings so that you can send documents with one touch of an icon. This enables you to send reports easily even if you don't have a computer at hand.

# 360° data security

## ApeosPort is equipped with both user-friendliness and security measures

Comprehensive security measures protect your important information against threats such as unauthorised access, information leakage, and data tampering.



### Authentication in Azure Active Directory

ApeosPort-VII C4421 / C3321 devices can integrate with Microsoft Azure Active Directory, a cloud-based identity management service. Azure Active Directory can be used for authenticating to multifunction devices and Fuji Xerox's cloud services.

### Server-less user authentication

The server-less authentication feature\* makes an authentication server unnecessary. Associating user information registered to multifunction devices with the ID information of IC cards makes it possible to share the user information among all multifunction devices connected to a parent device, enabling server-less user authentication on the devices.

\*: Optional.

## Carefree management


### Visualise usage data to reduce costs

Device Log Service\* visualises the usage of multifunction devices and printers in an office by displaying usage charts in a web browser. It is also possible to display the usage data on the control panel of a multifunction device. The service requires no dedicated server and makes it possible to increase cost awareness among employees while lightening the burden on system administrators.

\*: A cloud service that Fuji Xerox offers. A subscription to the service is additionally needed.

### Easy solutions to help solve problems

From toner replacement to unexpected device failures, most problems can be solved quickly without needing to wait for a customer engineer or sales representative.



On the UI panel



On your mobile device



Remote Assistance

### Help information accessible from the control panel and mobile devices assist you to solve problems

On the control panel of a multifunction device, you can search for and find ways to fix your problems. You can also view help information on a mobile device by scanning a QR code displayed on the control panel with the mobile device.

### Remote Assistance is also available to solve problems with the help of operators

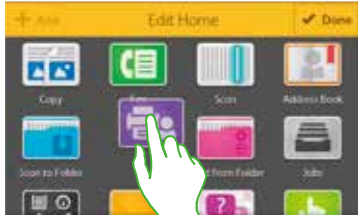
If you cannot solve a problem, contact our call center as required. An operator will remotely access your multifunction device and guide you using a finger pointer or pen function on the UI panel.

# End to end automated workflow

## Multifunction devices learn your habits

ApeosPort-VII C4421 / C3321 devices learn your habits -- your preferred features, settings, etc. You can also customise the operation screen displayed after authentication to your needs as well as the common operation screen.

## Custom home screen and feature list



Move an icon just by dragging/dropping while long tapping it.

You can specify the icons (apps) and their arrangement on the home screen or features and their order on lists displayed on job screens with an easy, intuitive operation. You can also hide the features you do not need.

## Complete routine tasks with one touch



Your preferred features and settings can be registered to appear on the home screen as one-touch apps. Just tapping a one-touch app completes your routine task.

A desired colour, design, and name can be specified for an icon.

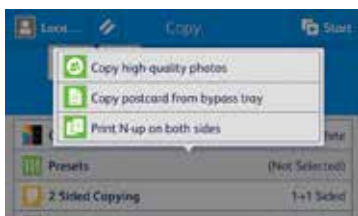


**Fax to Company XX**  
Registering a recipient prevents misdirected faxes.



**Scan application forms**  
The trouble of specifying a file format or storage destination each time is eliminated.

## Support non-routine tasks with high flexibility



Settings like the N-up option and number of copies can be changed every time a preset is selected.

Saving the settings as a preset eliminates the trouble of specifying complicated settings each time. Every time the preset is selected, you can tailor the settings to the preferences at that time, which streamlines your work process.

## Translate documents just like copying

The Scan Translation Service\* allows you to translate paper documents while maintaining the original layout just by scanning these documents. Digital documents sent from computers via the Internet are also supported.

Note: Japanese, English, Chinese (Simplified and Traditional), Korean, Thai, Vietnamese, Indonesian, and Malay are supported.

\*: A cloud service that Fuji Xerox offers. A subscription to the service is additionally needed.

## Copy an ID card on one side of a sheet

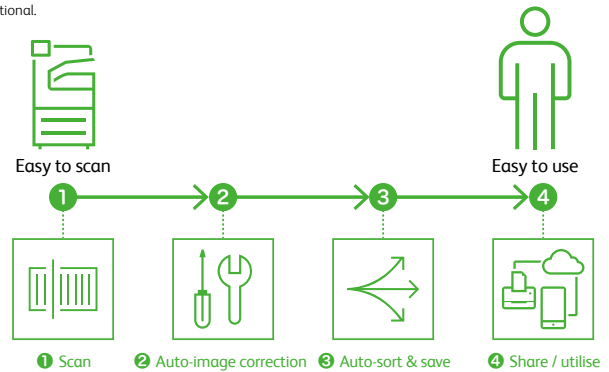
With the ID Card Copy feature, both sides of an ID card, such as a driver's licence card or health insurance card, can be printed aligned with each other on one side of a sheet. You can also enlarge the images to get a better view of them.



## Automate scan processes for regular work tasks

Using the Scan Delivery\* automates the process of scanning and saving documents to predefined destinations according to the rules specified for each task or document type, eliminating the need to manually specify file names or formats and perform OCR processing\*. You can also extract characters from certain areas of a document and use them for the folder or file name.

\*: Optional.



### Use of QR codes and barcodes

The Scan Delivery scans a QR code or barcode printed in the header or body of a document and automatically processes it based on the scan results.

## Automate scan processes for individual users

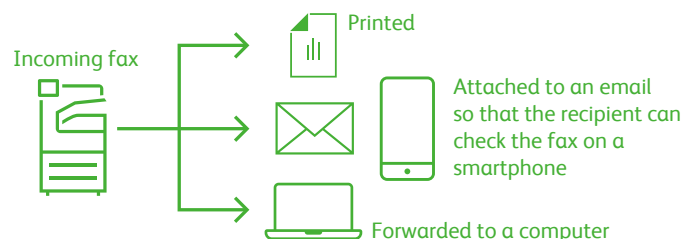
ScanAuto\* makes it possible to automatically optimise scan settings depending on the document orientation, sides to scan, etc. When the Authentication feature is used, the destination is automatically set to the authenticated user's address.

\*: Only supported by C4421.

## Fax settings that lead to reduced waste and higher efficiency

By configuring the Paperless Fax settings, you can store received faxes in folders so that only necessary faxes are printed after being checked on the control panel. Faxes can also be forwarded to your smartphone. With an optional kit, you can also sort them by fax number, received date, or person in charge and switch the behaviour of a multifunction device. With one touch, you can change the setting to forward incoming faxes by email, which allows you to check them from outside the office.

- Minimising paper output
- Checking incoming faxes outside the office
- Automatic sorting and forwarding
- Changing the behaviour of a multifunction device when a fax is received depending on the time of day





# Borderless workspace

## Your smartphone is now a control panel

Using Portable UI for Business\* allows you to send a copy, fax, or scan job to an ApeosPort-VII C4421 / C3321 device with an iOS or Android™ smartphone at no additional cost.

This makes it possible to start the job just by holding the smartphone near the NFC touch area.

Note: A wireless communication network connected to an access point is required.

\*: Can be downloaded from Google Play™ or AppStore for free.



## Wi-Fi and Wi-Fi Direct make multifunction devices wireless

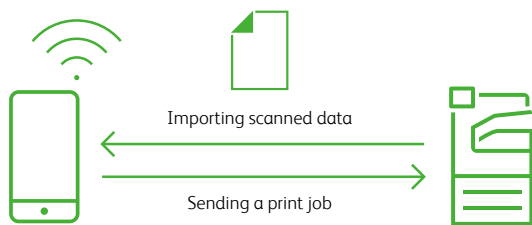
Being wireless-enabled, ApeosPort-VII C4421 / C3321 devices can be installed anywhere in your office. The devices accept print or scan jobs sent from laptops or smartphones<sup>1</sup>, realising more flexible working. Supported wireless printing features include Print Utility, AirPrint, and Mopria® Print Service.

### Print Utility\*<sup>2</sup>

This app enables a user to start a print or scan job just by holding a smartphone over the NFC touch area, saving the trouble of specifying from which multifunction device a document is to be printed or scanned.

\*1: Available only when the multifunction device is connected to a Wi-Fi network.

\*2: Can be downloaded from Google Play™ or AppStore for free.



## No need to queue up for printing

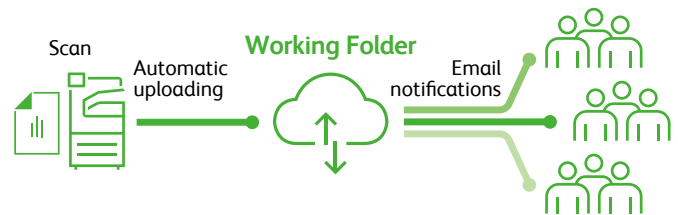
Server-less On-Demand Print\* allows you to release a print job from a multifunction device other than the one specified when the job was submitted if the device is being used by another person, eliminating the need to wait for your turn.

\*: Optional.

## Secure, high capacity cloud storage

With Working Folder\*, so long as you have an Internet connection, you can access and use documents from anywhere, anytime. Seamlessly integrating with multifunction devices, DocuWorks, and mobile devices, Working Folder allows you to make maximum use of documents. For example, it is possible to print a document stored in Working Folder from the control panel of a multifunction device or to upload scanned data with a specified name to Working Folder and send an email notification.

\*: A cloud service that Fuji Xerox offers. A subscription to the service is additionally needed.



## Securely and easily printing a document even from outside the office

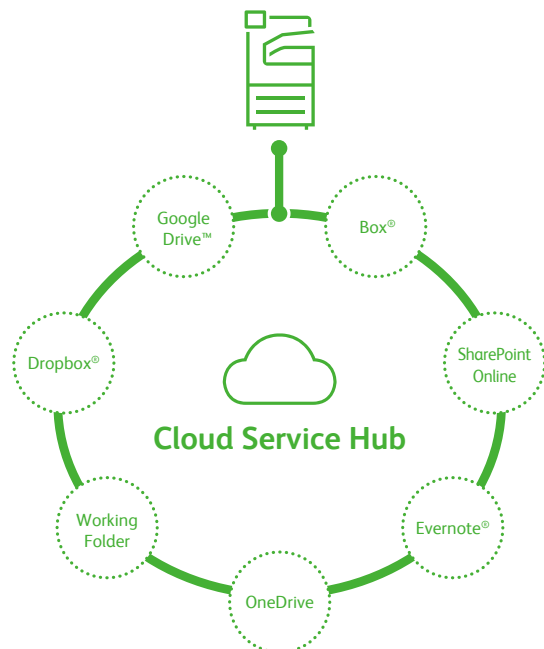
With Cloud On-Demand Print\*, you can upload a document to a cloud server from a computer or mobile device and print the document from a multifunction device outside the office using an ID and password without a special printer driver. This eliminates the need to bring paper documents, preventing data loss.

\*: A cloud service that Fuji Xerox offers. A subscription to the service is additionally needed.

## Centralised cloud integration

Cloud Service Hub\* achieves single sign-on across cloud storage services. This enables you to save a scanned document to cloud storage directly from a multifunction device and search for a document to print across multiple cloud storage services. Text in a scanned document can be captured through OCR, which allows you to do a full-text search.

\*: A cloud service that Fuji Xerox offers. A subscription to the service is additionally needed.



# ApeosPort-VII C4421 / C3321 Functions & Specifications

## Basic Specifications/Copy Function

| Item                      | Description   |   |
|---------------------------|---|---|
|                           | ApeosPort-VII C4421   | ApeosPort-VII C3321   |
| Type                      | Desktop   |   |
| Memory Capacity           | 4 GB (Max: 4 GB)  |   |
| Storage Device Capacity*1 | 128 GB  |   |
| Colour Capability         | Full Colour   |   |
| Scan Resolution           | 600 x 600 dpi   |   |
| Printing Resolution       | 1200 x 2400 dpi   |   |
| Warm-up Time              | 33 seconds or less (23 degrees Celsius room temperature)                                      |   |
| Original Size             | Maximum of A4, Letter, Legal for both Sheet and Book  | Maximum of A4, Letter, Legal <sup>2</sup> for both Sheet and Book |
| Paper Size                | Max   | A4, Letter, Legal   |
|                           | Min   | A6 [76.2 x 127 mm when using Bypass Tray]                         |
|                           | Image loss width  | Lead edge 4.0 mm, Trail edge 4.0 mm, Right/Left edge 4.0 mm       |
| Paper Weight*3            | Paper Tray  | 60 to 220 gsm   |
|                           | Bypass Tray   | 60 to 220 gsm   |
| First Copy Output Time    | B/W: 7.5 sec. (A4 / Monochrome priority mode)<br>Colour: 8.0 sec. (A4 / Colour priority mode) |   |
| Continuous Copy Speed*4   | B/W: 40 ppm<br>Colour: 40 ppm   | B/W: 35 ppm<br>Colour: 35 ppm                                     |
|                           | Standard  | Standard Tray: 550 sheets<br>Bypass Tray: 150 sheets              |
| Paper Tray Capacity*5     | Optional  | 550-Sheet Feeder: 550 sheets                                      |
|                           | Max   | 2350 sheets [Standard + 550-Sheet Feeder x 3]                     |
|                           | Output Tray Capacity*5  | 250 sheets  |
| Power Supply              | AC220-240 V +/- 10 %, 8 A, 50/60 Hz common  |   |
| Maximum Power Consumption | 1440 W<br>Sleep Mode: 0.5 W<br>Low Power Mode: 11 W<br>Ready Mode: 77 W                       |   |
| Dimensions                | W 470 x D 500 <sup>6,7</sup> x H 582 <sup>8</sup> mm  | W 420 x D 500 <sup>6,7</sup> x H 565 <sup>8</sup> mm              |
| Weight*9                  | 35 kg   | 34 kg   |

\*1: The Storage Device Capacity is not totally available for customers.

\*2: Not available on Scanner Glass for ApeosPort-VII C3321.

\*3: It is recommended to use Fuji Xerox recommended paper. Correct print output may not be possible depending on the requirement.

\*4: The speed may be reduced due to the image quality adjustment.

\*5: 80 gsm paper.

\*6: The motor part of Duplex Automatic Document Feeder rear is included.

\*7: CI Badge is excluded. When CI Badge is included, 2.7 mm is added.

\*8: 550-Sheet Feeder (height): 123 mm (The height increment when the option is installed).

\*9: Including Toner Cartridge. 550-Sheet Feeder: 6.6 kg.

## Print Function

| Item                         | Description                                      |   |
|------------------------------|--|---|
| Type                         | Built-in type                                    |   |
| Continuous Print Speed*1     | Same as the Basic Specifications / Copy Function |   |
| Printing Resolution          | Standard   | [PCL Driver]<br>Standard: 1200 x 2400 dpi, High Quality: 1200 x 2400 dpi, High Resolution: 1200 x 1200 dpi  |
|                              | Optional   | [Adobe® PostScript® 3™ Driver]<br>High Speed (Standard): 600 x 600 dpi,<br>High Quality: 1200 x 2400 dpi, High Resolution: 1200 x 1200 dpi  |
| Page Description Language    | Standard   | PCL5 / PCL6   |
|                              | Optional   | Adobe® PostScript® 3™   |
| Supported Operating System*2 | Standard   | [PCL Driver]<br>Windows 10 (32 bit / 64 bit), Windows 8.1 (32 bit / 64 bit),<br>Windows Server 2019 (64 bit), Windows Server 2016 (64 bit),<br>Windows Server 2012 R2 (64 bit), Windows Server 2012 (64 bit),<br>[Mac OS X Driver]<br>macOS 10.15 / 10.14 / 10.13 / 10.12, OS X 10.11 |
|                              | Optional   | [Adobe® PostScript® 3™ Driver]<br>Windows 10 (32 bit / 64 bit), Windows 8.1 (32 bit / 64 bit),<br>Windows Server 2019 (64 bit), Windows Server 2016 (64 bit),<br>Windows Server 2012 R2 (64 bit), Windows Server 2012 (64 bit),<br>macOS 10.15 / 10.14 / 10.13 / 10.12, OS X 10.11    |
| Interface                    | Standard   | Ethernet 1000BASE-T / 100BASE-TX / 10BASE-T, USB3.0, USB2.0   |
|                              | Optional   | Wireless LAN (IEEE 802.11 a / b / g / n / ac)   |

\*1: The speed may be reduced due to the image quality adjustment. The printing speed may be reduced depending on the document.

\*2: Please refer to our official website for the latest supported OS.

## Scan Function

| Item            | Description   |   |
|-----------------|---|---|
| Type            | Colour Scanner  |   |
| Scan Resolution | 600 x 600 dpi, 400 x 400 dpi, 300 x 300 dpi, 200 x 200 dpi      |   |
| Scan Speed      | Same as the Scan Speed for the Duplex Automatic Document Feeder |   |
| Interface       | Standard  | Ethernet 1000BASE-T / 100BASE-TX / 10BASE-T   |
|                 | Optional  | Wireless LAN (IEEE 802.11 a / b / g / n / ac) |

## Fax Function (Optional)

| Item                 | Description  |
|----------------------|--|
| Original Size        | Max: A4, Legal <sup>1</sup>  |
| Recording Paper Size | Max: A4, Legal; Min: A5  |
| Transmission Time    | 2 seconds and more but fewer than 3 seconds*2  |
| Transmission Mode    | ITU-T G3   |
| Applicable Lines     | Telephone subscriber line, PBX, Fax Communication (PSTN), Maximum 1 port*3 (G3-1 port) |

\*1: Not available on Scanner Glass for ApeosPort-VII C3321.

\*2: When A4 size document with approximately 700 characters is transmitted in standard image-quality (8 x 3.85 lines/mm) and in high-speed mode (28.8 kbps or faster, JBIG). Only indicates the time for transmitting the image information and does not include the communication control time. The total communication time will vary depending on the contents of the document, the type of machine receiving the fax, and line condition.

\*3: No. of FAX lines is up to 1 port. Port refers to number of channels for FAX.

## Duplex Automatic Document Feeder

| Item                         | Description  |   |
|------------------------------|--|---|
|                              | ApeosPort-VII C4421  | ApeosPort-VII C3321   |
| Original Size / Paper Weight | Max: A4, Letter, Legal; Min: A5 <sup>1</sup><br>60 to 128 gsm (In Duplex: 60 to 128 gsm) |   |
| Capacity*2                   | 100 sheets   | 50 sheets   |
| Scan Speed*3                 | Copy (A4, Simplex)   | B/W : 53 ppm<br>Colour : 35 ppm   |
|                              | Scan   | B/W: 53 ppm, Colour: 53 ppm<br>(1 pass, 2 sided scanning;<br>B/W and Colour: 105 ppm)<br>[Fuji Xerox Standard Paper (A4),<br>200 dpi, to Folder.] |
|                              |  | B/W : 48 ppm<br>Colour : 35 ppm   |
|                              |  | B/W: 48 ppm, Colour: 48 ppm<br>(1 pass, 2 sided scanning;<br>B/W and Colour: 96 ppm)<br>[Fuji Xerox Standard Paper (A4),<br>200 dpi, to Folder.]  |

\*1: The minimum custom size is 139.7 x 139.7 mm.

\*2: 80 gsm paper.

\*3: The scanning speed varies depending on the documents.

### Notes

- 1) To comply with paper weight specifications, it is recommended to use Fuji Xerox recommended paper. Document may not be printed correctly depending on usage conditions.
- 2) Functional spare parts will be available for at least 7 years after the product is no longer manufactured.

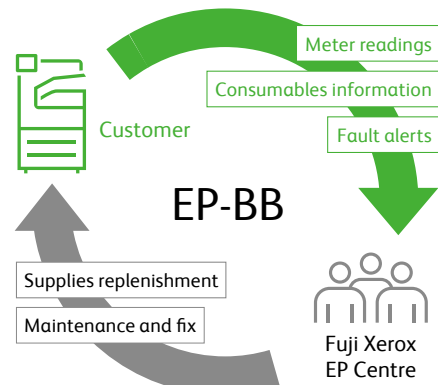
## EP-BB

### Help you achieve stable device operation

EP-BB, a service offered for free, assists customers to manage the operation of multifunction devices using a broadband network. The service enables quick failure recovery and proactive management of consumables. Additionally, reports on the usage of each multifunction device are available on request. This service enables efficient and effective use of multifunction devices.

**Notes:**

- An application from a customer is necessary to start offering this service.
- This service may not be available depending on the region or contract type. For details, please contact your local sales representative.
- For customers using EP-BB, our customer engineers configure necessary settings on multifunction devices depending on customers' needs.
- Network costs, including those for broadband networks, are to be paid by customers.



Apple, iPhone, AirPrint, iPad, iPad Air, iPad Pro, iPod touch, and Mac are trademarks of Apple Inc., registered in the U.S. and other countries. All product names and company names mentioned in this brochure are trademarks or registered trademarks of their respective companies. The product specifications, appearance and other details in this brochure are subject to change without notice for improvements. The available model varies depending on the country/region. Please ask the sales representatives for details.

**Reproduction Prohibitions** Please note that reproduction of the following is prohibited by law : Domestic and foreign currencies, government-issued securities, and national bonds and local bond certificates. Unused postage stamps, post cards, etc. Certificate stamps stipulated by law. Reproducing works forming the subject matter of copyright (literary works, musical works, paintings, engravings, maps, cinematographic works, drawings, photographic works, etc.) is not permitted unless the reproduction is for the purpose of personal use, family use or other similar uses within a limited circle.

**For Your Safety**  
Before using the product, read the Instruction Manual carefully for proper use. Use the product with the power source and voltage specified. Be sure to establish ground connection. Otherwise, electronic shock may result in the case of a failure or short circuit.



For more information or detailed product specifications, please call or visit us at

[fxillawarra.com.au](http://fxillawarra.com.au)

87 Auburn Street, Wollongong NSW 2500  
P: 02 4220 5000