

**Apeos 7580 / 6580**

A3 Monochrome Multifunction Printer



# New Times, New Apeos

The new "Apeos" offers advanced features with high security level and easy operability to help business diversify with times.

"Apeos" devices are able to connect smoothly with a variety of solutions and services to realise an all new agile remote workstyle of working anytime, anywhere.



**High performance for greater work efficiency**



**Quick and simple operability**



**Streamline operations for remote work style**



**Towards a sustainable society**



**Safeguard important information**



**Reliable support system**

## Reliable high volume printing with accelerated workflows

### Apeos 7580 / 6580

Copy/Print	Scan	Fax <sup>*3</sup>	Printing Resolution	Control Panel
7580 75 ppm <sup>*1</sup> 6580 65 ppm <sup>*1</sup>	Colour / Monochrome 270 ppm <sup>*2</sup>	Super G3 FAX	1,200 X 1,200 dpi <sup>*4</sup>	10.1 " Tilted Colour Touchscreen

●Cloud enabled ●Mobile enabled ●Security ●Multi-feed detection

\*1: A4 LEF. \*2: When using the Duplex Automatic Document Feeder. (1 pass, 2 sided scanning. Our Standard Paper (A4 LEF), 200 dpi, to Folder) \*3: Optional. \*4: Print Function.

# High performance for greater work efficiency

## Greater efficiency with an ever-ready device

- Quick start up and output allows the machine to deliver in time-sensitive situations with the following features
    - First Copy Output Time of 3.0 seconds\*
    - Smart WelcomEyes detects a user and automatically "wakes" the machine up from sleep mode.
    - Recovers from sleep mode within 30 seconds.
  - Predicts print completion time to help efficient workplan management
- \* A4 LEF.

## Durability meets higher productivity

- Unparallel productivity with high print speed up to 75 ppm<sup>\*1</sup>
  - Standard paper capacity of 4,645 sheets<sup>\*2</sup> (further scalable to 8,800 sheets<sup>\*2\*3</sup>) provides you with uninterrupted continuous printing
  - Excellent durability and ability to handle core output and high volume high speed printing
  - High-capacity toner cartridge along with long life photoreceptor drum helps maintain optimum productivity levels with less frequency of replacing consumables
- \*1: A4 LEF for 7580. \*2: 80 gsm Paper. \*3: Standard + High Capacity Feeder C1-D2.

Main unit + High Capacity Feeder B1 High Capacity Feeder C1-D2

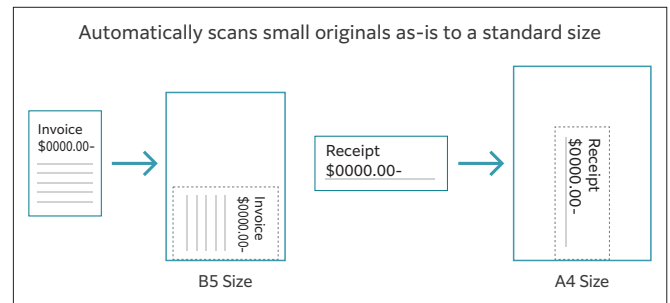


## Accelerate your hybrid work style with fast Paper-less workflows

- Equipped with a single-pass colour Duplex Automatic Document Feeder (DADF)
  - Faster and continuous workflows can be created around 270 ppm<sup>\*1</sup> scan speed and 250 sheets<sup>\*2</sup> DADF paper capacity
  - More versatility can be added to required workflows with DADF supporting wide range of media from 38<sup>\*3</sup> to 200 gsm
  - Improves workflow efficiency by automatically scanning custom-size or small-size documents such as receipts into the nearest standard size
  - Equipped with multifeed detection, preventing scanning errors when copying or scanning multiple documents
  - Light notification reminds user of uncollected original
- \*1: 1 pass, 2 sided scanning. Our Standard Paper (A4 LEF), 200 dpi, to Folder. \*2: 80 gsm paper. \*3: For 1 sided original. 50 gsm for 2 sided original.



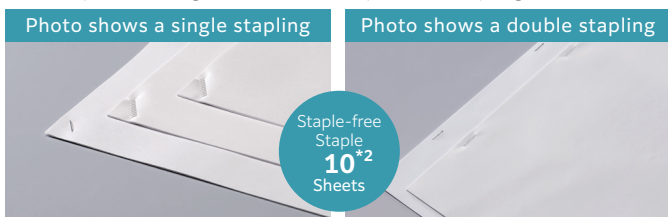
One-pass colour Duplex Automatic Document Feeder (DADF)



## Professional finishing options catered to various office needs from usability to eco-friendliness

### Safe and Environment friendly finishing options

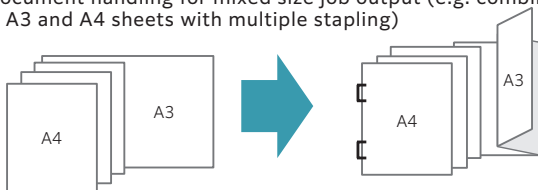
- In addition to the traditional stapling with needles, supports multi-position single and double Staple-free Stapling<sup>\*1</sup>



Save paper while creating an easy to read material with combination of finishing options like N-up (Multiple pages on one side) and booklet creation



Easy document handling for mixed size job output (e.g. combined out of A3 and A4 sheets with multiple stapling)



### Post-processing example



### Finisher C5 with Booklet Maker + Hole Punch + Folder Unit CD3



Sort / Stack
Staple (50 sheets / 65 sheets <sup>*3</sup> )
Staple-free Staple <sup>*1</sup> (10 sheets <sup>*2</sup> )
Punch <sup>*1</sup>
Saddle Staple (20 sheets) / Single Fold (5 sheets)
Z Fold Half Sheet <sup>*4</sup> / Tri-Fold <sup>*4</sup>

### Finisher D6 with Booklet Maker + Inserter D1 + 2/4 Hole Punch + Folder Unit CD2



Sort / Stack
Staple (100 sheets) / Auto staple cutting
Punch <sup>*6</sup>
Saddle Staple (30 sheets) / Single Fold (5 sheets)
Z Fold Half Sheet <sup>*5</sup> / Tri-Fold <sup>*5</sup>
Insert cover / interleave

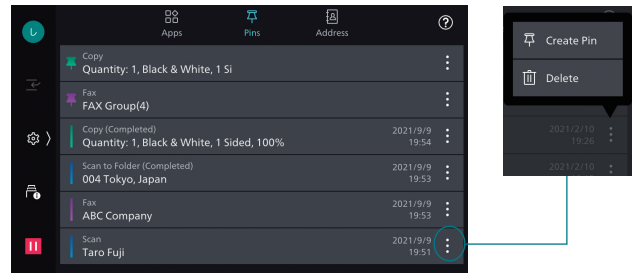
\*1: Finisher-C5 with Booklet Maker + 2/4 Hole Punch or 2/3 Hole Punch, \*2: 80 gsm or less, \*3: Optional, \*4: Folder Unit CD3 is required, \*5: Folder Unit CD2 is required, \*6: 2/4 hole punch as standard, 2/3 hole punch is optional.

# Quick and simple operability

## Simple layout with easy navigation

Black and gray tone UI gives better contrast for easy recognition.

- Icons are evenly spread for easy recognition
- Consistent operation steps of each function for easy recall
- Home screen personalisation for ease of access to commonly used functions
- Pin regular settings for registering frequent or repeated jobs
- Clear visible light notifications for completed or error jobs
- Subtle sound notification for alert and attention



## Smartphone becomes a "portable operation panel"

Seamless connectivity with mobile devices for Copy, Fax, Print, Scan\*<sup>1</sup> jobs using the Print Utility\*<sup>2</sup> application.

- Mobile device can be used as an alternative UI for operations control to minimise common touch points
- Frequent settings can be saved as "Favourites"
- Directly send fax or email with the addresses stored in the smartphone
- Minimise printer touch points for hygiene reasons
- Quickly establish direct Wi-Fi connection by scanning the QR code on the user panel

Note: Connect to machine via wireless environment or Wi-Fi direct connection.

\*1: Scan to Mobile, E-mail, Scan to Folder.

\*2: It can be downloaded free of charge from Google Play™ or App Store.



## Flexibility in office layout

Supports wireless LAN environment\*<sup>1</sup>.

- Supports free addressing in the office with Wi-Fi support
- Up to five Wi-Fi Direct multifunction devices can be connected at the same time
- Supports direct mobile printing\*<sup>2</sup>
- Print Utility, AirPrint, and Mopria® Print Service are supported

\*1: Optional.

\*2: When connecting to Wi-Fi Direct.

## Print out from any multifunction device within the office

With Server-less On-Demand Print\*, you have the flexibility to print and collect the print outs from any of the connected multifunction devices.

- Improves productivity by printing from another available multifunction device when the current device is in use
- Up to 100 units can be linked
- Specific job settings can be revised at the device level to save time (1 sided to 2 sided, adding staple, all monochrome)

\* Optional.

## Simple device management with Server-less Authentication

Server-less Authentication\* enables user information to be synchronised among multifunction devices in the same group and allows administrators to reduce their workloads.

- Simply tap your card to link the user ID with the multifunction device
- The ID information is automatically shared with the other multifunction devices in the same network
- Authentication can be performed with any devices in the office

\* Optional.

## Various features saving time and effort in scanning operation

Scanned data can be transferred through a variety of methods including Email, URL, and send to PC (SMB/FTP/SFTP).

- Data can be sent by using multiple features simultaneously
- Improve your digitalisation process with features including automatic orientation of scanned page to upright position, correcting the skewed page, or removing blank pages
- In addition to TIFF and JPEG, the scanned data can be converted to various formats such as PDF with searchable OCR enabled\*, DocuWorks, and Excel/Word with editing enabled\*
- With ScanAuto, you can easily send the scanned data to your e-mail address by simply pressing a button scanned data to your e-mail address by simply pressing a button

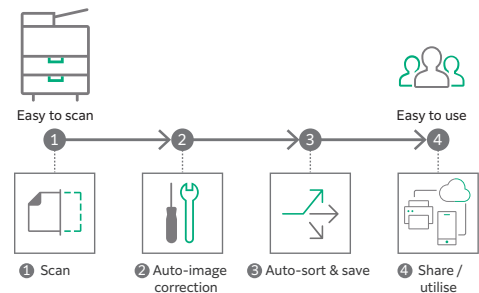
\* Optional.

## Digitisation of paper documents for effortless document management

With Scan Delivery\*, you can automatically process and store scanned images by simply pressing the preset button for each workflow or document type.

- Automate to set file format, file name, OCR\*, etc.
- Automatically stores scanned and processed documents in the appropriate destination
- Specify particular words or characters in a document as the folder or file name
- 0 and other frequently mis-recognised characters can be read correctly

\* Optional.



**QR codes and bar codes application**

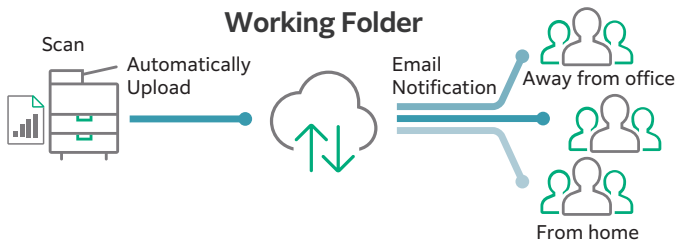
Where QR code or bar code is available on the headsheet or content body of the original document for scanning, Scan Delivery will recognise and process the information accordingly.

# Streamline operations for remote work style

## Share information anytime, anywhere

With Working Folder\* and internet access, documents can be viewed regardless of time and location.

- Can be linked smoothly with multifunction devices, DocuWorks, and mobile devices
- Documents in Working Folder can be printed from the control panel
- Scanned documents will be assigned a file name and stored in Working Folder. An email notification will be sent to relevant users



\* Cloud services provided by FUJIFILM Business Innovation. A separate contract is required.

## Supporting Universal Print by Microsoft

By registering multifunction devices to Universal Print by Microsoft in advance, users\* authenticated with Azure AD can print from anywhere through cloud.

\* Organizations with or Microsoft Windows Enterprise or Microsoft 365 subscriptions.

## Easy and secure output even when you are working remotely

With Cloud On-Demand Print\*, you can register documents from a PC or mobile device to the cloud server and print them from the designated multifunction device.

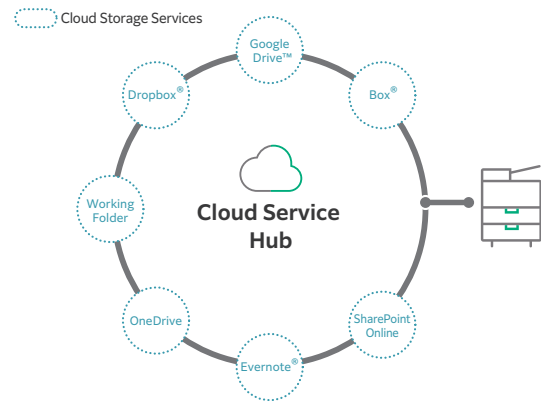
- Can be operated securely using a User ID and password
- Fear of loss or stolen data is minimised
- No dedicated driver is required

\* Cloud services provided by FUJIFILM Business Innovation. A separate contract is required.

## Centralised cloud integration

Cloud Service Hub\* allows single sign-on to multiple cloud storage services.

- Specific storage location can be assigned for scanned documents directly from the multifunction device
- Searching documents from multiple cloud services is supported
- Full-text search on scanned documents can be performed with OCR



\* Cloud services provided by FUJIFILM Business Innovation. A separate contract is required.

## Towards a sustainable society

FUJIFILM Group strive for developing a sustainable society by means of environment friendly products with less power consumption and CO<sub>2</sub> emissions.

- **Reducing energy consumption**
  - Low temperature fusing & high quality print with Super EA-Eco toner
  - Smart Energy Save distributes power only to the features requested by users
- **Smaller carbon footprint**
  - Reduce CO<sub>2</sub> emissions by adoption of environmentally friendly inedible woody biomass plastic for selected parts
  - Deploy recycling system that collects and recycles used devices and consumables

### • Reducing wastage

- Zero waste & contamination free setup with Staple-free Staple
- Reduce unnecessary paper consumption by using functions like paperless fax, multi-up printing, scan workflow and authentication process to restrict wasteful printing



Childcare Centers/Schools



Hospitality (Food and Service) Industry



Hospitals

### • Inclusive society

- Switch swiftly between multiple languages\* on the UI panel for a diverse workforce in your office

\* Japanese, English, Chinese (Simplified/Traditional), Korean, Thai, Vietnamese, and Indonesian.

# Safeguard important information

Information is an important asset which should be protected at all cost

## Protect from unauthorised user

Multiple options of setting user authorisation allow administrator to select a right combination as per given environment.

- Local Authentication
- Authentication by Remote Server
- IC Card Authentication\*
- User-specific feature access
- Private Charge Print

\* Optional.

Additional layer of unwanted access can be created for specific users. (e.g. guests).

- Secondary Ethernet Kit\*

\* Optional.

## Protect from unauthorised access

Protects device settings at multiple levels by clearly demarking change restrictions for different target audience - End users, IT administrators and Service Engineers.

- Service representative operation restriction
- Account lock to prevent unauthorised access
- Information for changing the default password
- Warnings displayed when using global IP address

Prevents unauthorised program from installing without notice. Robust IT audits are supported with device data logs for easy tracking.

- Software signature verification
- Remote update restrictions
- IP address filtering
- Tampering detection at startup and automatic restoration when tampering is detected
- Prevention of tampering during operation
- Audit log
- Audit log system transfer

## Protects Data

Protects against any malicious intent of hacking, tampering with device / system settings.

- Encryption of stored data
- Uses TPM\* 2.0 chip for encryption key management
- Deletes settings and document information all at once

\* Trusted Platform Module

Protects the information by means of strong encryption while transferring it between devices, servers etc.

- Encryption of communication paths by SSL/TLS or IPsec
- Encryption when transferring via SMBv3 and SFTP
- Scan file encryption / signature
- Email encryption and signature by S/MIME
- TLS version limit
- Elliptic curve cryptography
- WPA3

## Prevents operation errors

Prevents information leakage due to inadvertent mistakes by administrators and users.

- Scan documents to be delivered to fixed destination
- Re-enter fax recipient
- Annotations
- Hidden text printing\*
- Digital code embedding and tracking function\*

\* Optional.



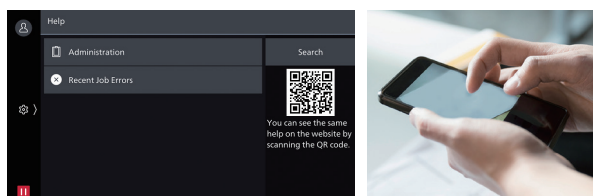
## Reliable support system

### Easy solutions to resolve problems

From supplies replacement to unexpected device failures, most problems can be resolved without waiting for the service representatives or sales representatives.

#### 1. Resolve problem using the "Help" function on the device

- Self Help information is available on the control panel
- Self Help information can be accessed via the mobile device by scanning the QR code displayed on the control panel



#### 2. "Remote Assistance" with the help of operators

- Connects directly to the Support Centre
- An operator will remotely access the multifunction device to resolve the problem by guiding through the steps on the shared control panel

## Keeping a close eye on your multifunction device on a daily basis

Monitoring the multifunction device status to minimise operation down time.

- Check billing meter
- Automatically delivers consumables when cartridges level is low
- Detect machine errors for early invention to rectify the problem

Note: You need to apply for using the EP service. (free of charge).

## Making a backup of multifunction device's settings

Device Setup Editor is a free tool which helps you both, in editing device setting and creating a much-needed information backup for business continuity reasons.

- A back up the device / printer settings can be created onto the PC
- Administrator can optimize device usage by viewing/editing these settings, best suited for their environment.
- When installing a new device, these settings can be migrated (or cloned) from the existing device to the new device

# Apeos 7580 / 6580 Functions & Specifications

## Basic Specifications / Copy Function

Item	Description	7580	6580
Type	Console		
Memory capacity	4 GB (Max: 4 GB)		
Storage Device Capacity*1	128 GB		
Scan Resolution	600 x 600 dpi		
Printing Resolution	2,400 dpi or equivalent x 600 dpi		
Warm-up Time*2	[Embedded Plug-ins / Custom Services]*3 When enabled: 36 seconds or less (23 degrees Celsius room temperature) When disabled: 30 seconds or less (23 degrees Celsius room temperature)		
Recovery Time (Recovery Time from Sleep mode)	30 seconds or less (23 degrees Celsius room temperature)		
Original Size	Maximum of A3, 11 x 17", 297 x 432 mm for both Sheet and Book		
Paper Size	Max	A3, 11 x 17", [12 x 18" (305 x 457 mm) when using Bypass Tray]	
	Min	A5, [Postcard (100 x 148 mm) when using Bypass Tray]	
Image loss width*4	Lead edge	4.0 mm, Trail edge 4.0 mm, Right / Left edge 4.0 mm	
	Right / Left edge	4.0 mm	
Paper Weight*5	Paper Tray	52 to 200 gsm	
	Bypass Tray	52 to 250 gsm	
First Copy Output Time	3.0 sec. (A4 LEF)		
Continuous Copy Speed*6	JIS B5 LEF	79 ppm	68 ppm
	A4 LEF	75 ppm	65 ppm
	A4 / JIS B5	55 ppm	47 ppm
	JIS B4	44 ppm	39 ppm
	A3	37 ppm	33 ppm
Paper Tray Capacity*7	Standard	520 sheets x 2-tray + 1,560 sheets + 1,950 sheets + Bypass Tray 95 sheets	
	Optional	High Capacity Feeder B1: 2,000 sheets	
		High Capacity Feeder C1-D2: 2,000 sheets x 2-tray + Bypass Tray 250 sheets	
Max	8,800 sheets [520 sheets x 2-tray + 1,560 sheets + 1,950 sheets + High Capacity Feeder C1-D2]		
Output Tray Capacity*8	500 sheets (A4 LEF)		
Power Supply	AC220-240 V +/- 10 %, 10 A, 50/60 Hz common		
Maximum Power Consumption	2.4 kW Sleep Mode: 0.6 W, Low Power Mode: 103 W, Ready Mode: 167 W		
Dimensions*9	W 620 x D 804 x H 1,155 mm		
Weight*10	188 kg		

\*1: The Storage Device Capacity is not totally available for customers. \*2: It may change depending on usage conditions. \*3: Embedded Plug-ins / Custom Services are enabled as factory default. You can change the settings if needed. \*4: Up to A3 size. \*5: It is recommended to use our recommended paper. Correct print output may not be possible depending on the requirement. \*6: The speed may be reduced due to the image quality adjustment. \*7: 80 gsm paper. \*8: 70gsm. When the optional Catch Tray is installed. \*9: The width does not include the protrusion of Bypass Tray. \*10: Excluding Toner Cartridge and Output Tray.

## Print Function

Item	Description	
Type	Built-in type	
Continuous Print Speed*1	Same as the Basic Specifications / Copy Function	
Printing Resolution	Standard	[PCL Driver] Standard: 600 x 600 dpi, High Quality: 1,200 x 1,200 dpi
	Optional	[Adobe® PostScript® 3™ Driver] High Speed (Standard): 600 x 600 dpi, High Quality: 1,200 x 1,200 dpi
Page Description Language	Standard	PCL5 / PCL6
	Optional	Adobe® PostScript® 3™
Supported Operating System*2	Standard	[PCL Driver] Windows 11 (64 bit), Windows 10 (32 bit / 64 bit), Windows 8.1 (32 bit / 64 bit), Windows Server 2022 (64 bit), Windows Server 2019 (64 bit), Windows Server 2016 (64 bit), Windows Server 2012 R2 (64 bit), Windows Server 2012 (64 bit)
		[Mac OS X Driver] macOS 12 / 11 / 10.15 / 10.14 / 10.13
	Optional	[Adobe® PostScript® 3™ Driver] Windows 11 (64 bit), Windows 10 (32 bit / 64 bit), Windows 8.1 (32 bit / 64 bit), Windows Server 2022 (64 bit), Windows Server 2019 (64 bit), Windows Server 2016 (64 bit), Windows Server 2012 R2 (64 bit), Windows Server 2012 (64 bit) macOS 12 / 11 / 10.15 / 10.14 / 10.13
Interface	Standard	Ethernet 1000BASE-T / 100BASE-TX / 10BASE-T, USB3.0
	Optional	Wireless LAN (IEEE 802.11a / b / g / n / ac)

\*1: The speed may be reduced due to the image quality adjustment. The printing speed may be reduced depending on the document. \*2: Please refer to our official website for the latest supported OS.

## Scan Function

Item	Description	
Type	Colour Scanner	
Scan Resolution	600 x 600 dpi, 400 x 400 dpi, 300 x 300 dpi, 200 x 200 dpi	
Scan Speed	Same as the Scan Speed for the Duplex Automatic Document Feeder	
Interface	Standard	Ethernet 1000BASE-T / 100BASE-TX / 10BASE-T
	Optional	Wireless LAN (IEEE 802.11a / b / g / n / ac)

## Fax Function (Optional)

Item	Description
Original Size	Max: A3, 11 x 17"; Long document (Longest 600 mm)
Recording Paper Size	Max: A3, 11 x 17"; Min: A5
Transmission Time	2 seconds and more but fewer than 3 seconds*1
Transmission Mode	ITU-T G3
Applicable Lines	Telephone subscriber line, PBX, Fax communication (PSTN), Maximum 3 ports*2 (G3-3 ports)

\*1: When A4 size document with approximately 700 characters is transmitted in standard image-quality (8 x 3.85 lines/mm) and in high-speed mode (28.8 kbps or faster, JBIG). Only indicates the time for transmitting the image information and does not include the communication control time. The total communication time will vary depending on the contents of the document, the type of machine receiving the fax, and line condition. \*2: No. of FAX lines is up to 3 ports. Port refers to number of channels for FAX.

## Duplex Automatic Document Feeder

Item	Description	7580	6580
Type	1 pass, 2-sided scanning Duplex Automatic Document Feeder		
Original Size / Paper Weight	Max: A3, 11 x 17"; Min: A6*1 38 to 200 gsm (In Duplex: 50 to 200 gsm)		
Capacity*2	250 sheets		
Scan Speed*3	Copy (A4 LEF, Simplex)	75 ppm	65 ppm
	Scan	B/W: 135 ppm, Colour: 135 ppm (1 pass, 2-sided scanning; B/W: 270 ppm, Colour: 270 ppm) [Standard Document (A4 LEF), 200 dpi, to Folder]	

\*1: The minimum custom size is 84 x 139.7 mm. \*2: 80 gsm paper. \*3: The scanning speed varies depending on the documents.

## High Capacity Feeder B1 (Optional)

Item	Description
Paper Size	A4 LEF, Letter LEF, JIS B5 LEF*1, 7.25 x 10.5" LEF (184 x 267 mm)
Paper Weight	52 to 200 gsm
Feeding Capacity / Number of Tray*2	2,000 sheets x 1-tray
Dimensions / Weight	W 389 x D 610 x H 377 mm, 29 kg

\*1: The setting requires a customer engineer. Available to use by switching JIS B5 LEF and 7.25 x 10.5" LEF (184 x 267 mm). \*2: 80 gsm paper.

## High Capacity Feeder C1-D2 (Optional)

Item	Description
Paper Size	[Tray 6 / 7] A4 LEF, Letter LEF, JIS B5 LEF*1, 7.25 x 10.5" LEF (184 x 267 mm) [Bypass Tray] Max: 12 x 18" (305 x 457 mm), A3; Min: Postcard (100 x 148 mm)
Paper Weight	[Tray 6 / 7] 52 to 200 gsm [Bypass Tray] 52 to 250 gsm
Feeding Capacity / Number of Tray*2	2,000 sheets x 2-tray + 250 sheets*3
Dimensions / Weight	W 597 x D 661 x H 930 mm, 73 kg

Note: When this option is installed, the optional Bypass Tray is required. (Standard Bypass Tray is not available, when High Capacity Feeder C1-D2 is installed.) \*1: The setting requires a customer engineer. Available to use by switching JIS B5 LEF and 7.25 x 10.5" LEF (184 x 267 mm). \*2: 80 gsm paper. \*3: When High Capacity Feeder C1-D2 is installed, the capacity of Bypass Tray is up to 250 sheets.

## Catch Tray (Optional)

Item	Description	Offset Catch Tray	Simple Catch Tray
Paper Size	Max: 12 x 18" (305 x 457 mm), A3	Min: A6, Postcard (100 x 148 mm)	
Paper Weight	52 to 250 gsm		
Paper Capacity*	500 sheets		
Dimensions	W 423 x D 399 x H 331 mm		
Weight	6 kg		4 kg

\* 70 gsm paper.

## Folder Unit (Optional)

Item	Description	Folder Unit CD3	Folder Unit CD2
Z Fold Half Sheet	Paper Size	A3, 11 x 17"; JIS B4	
	Paper Weight	64 to 90 gsm	
Tri-fold	Paper Size	A4, Letter	
	Paper Weight	64 to 90 gsm	
Paper Capacity*1	40 sheets		
Power Supply*2 / Maximum Power Consumption	AC100-127 V +/- 10 %, 1 A, AC200-240 V +/- 10 %, 0.6 A, 50/60 Hz common, 120 W		
Dimensions / Weight	W 232 x D 588 x H 992 mm, 52 kg	W 232 x D 725 x H 992 mm, 55 kg	

Note: Folder Unit CD3 is optional of Finisher-C5 with Booklet Maker + Hole Punch. Folder Unit CD2 is optional of Finisher D6 with Booklet Maker + Inserter D1 + 2/4 Hole Punch. \*1: 70 gsm paper. \*2: Power supply separate from the Main Unit is required.

## Notes:

- If the storage media of the base unit fail, loss of received data, accumulated data, registered setting data, etc. may occur. In no event shall "the company" be liable for any damages whatsoever arising from loss of data.
- Functional spare parts will be available for at least 7 years after the product is no longer manufactured.

## Finisher-C5 with Booklet Maker + Hole Punch (Optional)

Item	Description
	Finisher-C5 with Booklet Maker + 2/4 Hole Punch or 2/3 Hole Punch
Type	Output Tray Sort (Offset available) / Stack (Offset available) Finishing Tray Sort (Offset available) / Stack (Offset available) Booklet Tray Sort / Stack
Paper Size	Output Tray Max: 12 x 18" (305 x 457 mm), A3 Min: A5, Postcard (100 x 148 mm) Finishing Tray Max: 12 x 18" (305 x 457 mm), A3 Min: JIS B5 LEF
Paper Weight	Output Tray 52 to 250 gsm <sup>1</sup> Finishing Tray 52 to 250 gsm <sup>1</sup>
Paper Capacity <sup>2</sup>	Output Tray 500 sheets (A4) [Without Stapling] A4: 1,500 sheets, JIS B4 or larger: 1,500 sheets, Mixed Size Stacking <sup>3</sup> : 300 sheets [With Stapling] A4: 200 sets or 1,500 sheets, JIS B4 or larger: 100 sets or 1,500 sheets, Mixed Size Stacking <sup>3</sup> : 70 sets or 200 sheets Booklet Tray 20 sets <sup>4</sup>
Staple	Capacity Staple: 50 sheets (90 gsm or less) <sup>5</sup> Staple-free Staple <sup>6</sup> <sup>7</sup> : 10 sheets (80 gsm or less) Paper Size <sup>8</sup> Max: A3, 11 x 17"; Min: JIS B5 LEF Paper Weight Staple: 52 to 200 gsm, Staple-free Staple <sup>6</sup> <sup>7</sup> : 64 to 105 gsm Position Single stapling, Dual stapling
Punch <sup>9</sup>	Number of Holes 2-hole / 4-hole punch or 2-hole / 3-hole punch (US Specifications) Paper Size <sup>10</sup> Max: A3, 11 x 17"; Min: JIS B5 Paper Weight 52 to 200 gsm
Booklet Finishing	Capacity <sup>11</sup> Saddle Staple: 20 sheets (90 gsm or less) Single Fold: 5 sheets (90 gsm or less) Paper Size Max: 12 x 18" (305 x 457 mm), A3 Min: JIS B5 SEF Paper Weight <sup>12</sup> Saddle Staple: 64 to 200 gsm Single Fold: 64 to 200 gsm
Dimensions <sup>13</sup>	W 722 x D 692 x H 1,054 mm When Folder Unit CD3 is installed: W 959 x D 692 x H 1,054 mm
Weight	Finisher-C5 with Booklet Maker + Hole Punch: 66 kg Folder Unit CD3: + 52 kg

Note: Both stapled stapling and staple-free stapling are available with Finisher-C5 with Booklet Maker + Hole Punch. Note: Transport Unit and Finisher Installation Kit are required. \*1: 52 to 55 gsm output paper may not be aligned properly depending on the paper type. \*2: 70 gsm paper. \*3: When larger size sheets are stacked on top of smaller size sheets. \*4: When the output paper size is the same. \*5: Staple-free stapling is available with Finisher-C5 with Booklet Maker + Hole Punch. \*6: Staple-free stapling does not have binding force equal to stapled stapling. Bound part may be easily separated depending on the paper, temperature, humidity, and how the page is turned over. \*7: Available staple positions vary depending on the paper size. \*8: Punching function cannot be added. Select a finisher with the hole punching function. \*9: Available number of punch holes varies depending on the paper size. \*10: The maximum number of sheets varies depending on the paper weight. Booklet may not be tightly closed depending on the size or type of the paper. \*11: When using the copy function, the range of settable paper weight is limited. \*12: Inner connector within the body is excluded.

## Finisher D6 with Booklet Maker+ Inserter D1 + 2/4 Hole Punch (Optional)

Item	Description
	Finisher D6 with Booklet Maker + Inserter D1 + 2/4 Hole Punch*1
Type	Output Tray Sort / Stack Finishing Tray Sort (Offset available) / Stack (Offset available) Booklet Tray Sort / Stack
Paper Size	Output Tray Max: 12 x 18" (305 x 457 mm), A3 Min: A5, Postcard (100 x 148 mm) Finishing Tray Max: 12 x 18" (305 x 457 mm), A3, Min: A5 SEF
Paper Weight	Output Tray 52 to 250 gsm Finishing Tray 52 to 250 gsm Output Tray 500 sheets (A4)
Paper Capacity <sup>2</sup>	[Without Stapling] A4: 2,000 sheets JIS B4 or larger: 1,500 sheets Mixed Size Stacking <sup>3</sup> : 350 sheets [With Stapling] A4: 200 sets or 2,000 sheets JIS B4 or larger: 100 sets or 1,500 sheets Booklet Tray 20 sets <sup>4</sup>
Staple	Capacity 100 sheets (90 gsm or less) <sup>5</sup> Paper Size <sup>6</sup> Max: A3, 11 x 17"; Min: JIS B5 Paper Weight 52 to 200 gsm Position Single stapling, Dual stapling, 4 stapling
Punch	Number of Holes 2-hole / 4-hole punch or 2-hole / 3-hole punch (US Specifications) Paper Size <sup>7</sup> Max: A3, 11 x 17"; Min: JIS B5 LEF Paper Weight 52 to 200 gsm
Booklet Finishing	Capacity <sup>8</sup> Saddle Staple: 30 sheets (90 gsm or less) Single Fold: 5 sheets (220 gsm or less) Paper Size Max: 12 x 18" (305 x 457 mm), A3, 11 x 17" Min: JIS B5 SEF Paper Weight <sup>9</sup> 60 to 200 gsm Paper Size Max: 12 x 18" (305 x 457 mm) A3, 11 x 17"; Min: A5 LEF <sup>11</sup> Paper Weight 60 to 250 gsm
Inserter D1 <sup>10</sup>	Paper Capacity <sup>2</sup> 250 sheets
Power Supply	AC100-127 V +/- 10 %, 3 A, AC200-240 V +/- 10 %, 1.8 A, 50/60 Hz common
Maximum Power Consumption	360 W
Dimensions / Weight	W 1,062 x D 725 x H 1,235 mm, 152 kg When Folder Unit CD2 is installed: W 1,299 x D 725 x H 1,235 mm, 207 kg

Note: Inserter D1 and Finisher Installation Kit are required. \*1: 2/4 hole punch as standard, 2/3 hole punch is optional. \*2: 70 gsm paper. \*3: When larger size sheets are stacked on top of smaller size sheets. \*4: When 16 sheets/set. \*5: 65 sheets for sizes exceeding A4. \*6: Available staple positions vary depending on the paper size. \*7: Available number of punch holes varies depending on the paper size. \*8: The capacity can decrease depending on type and weight of paper being used and other conditions. \*9: When using the copy function, the range of settable paper weight is limited. \*10: Nothing will be printed on the sheets loaded in the Inserter D1. \*11: Available when custom size is entered.

## Enhanced basic functions

### Copy

- Paper Supply
- Reduce/Enlarge
- Slight Reduction
- Auto 2 Sided Output
- Pages per Side (2 Pages / 4 Pages / 8 Pages)
- Copy Output (uncollated/collated)
- Copy (ID Card)
- Mixed Size Originals
- Original Size
- Background Suppression
- Book Copying / 2 Sided Book Copying
- Edge Erase
- Image Shift
- Mirror Image / Negative Image
- Image Rotation
- Booklet Creation
- Multiple-Up x Booklet Creation
- Covers
- Poster
- Repeat Image
- Repeat Repeat Image
- Annotations
- Watermark (optional)
- Joint Job
- Sample Job
- Delete Outside / Delete Inside
- Form Overlay
- Staple / Punch / Folding / Saddle Staple / Insert Cover and Separator (optional)

### Print

- PCL
- PostScript (optional)
- Multi-Model Print Driver 2
- Microsoft Universal Print
- Secure Print
- Sample Set
- Delayed Print
- Print from Folder
- Form Registration
- Multiple-Up
- Booklet Creation
- Multiple-Up x Booklet Creation
- Poster
- Covers/Separators
- Envelope printing
- Private Charge Print
- Charge Print
- Print from USB (optional)
- Staple / Punch / Folding / Saddle Staple / Insert Cover and Separator (optional)
- Server-less On-Demand Print (optional)

### Fax (Optional)

- G3 x maximum 3 ports (optional)
- Internet Fax
- SIP Fax (optional)
- Send Direct Fax
- Address Book (maximum 5,000 entries)
- Broadcast Transmission / Group Transmission
- Redial / Resend Unsent Documents
- Rotate 90 Degrees
- Preview
- 2 Sided Scanning
- Resolution
- Lighten/Darken
- Original Type
- Mixed Size Originals
- Transmission Header
- Priority Send / Delay Start
- Cover Page
- Remote Folder
- Transmission Report
- Activity Report
- Re-enter Recipient
- Prevents Unsolicited Faxes
- Prohibit Direct Fax
- Simple Image Log Support

### Scan

- Scan to Folder (TWAIN driver/Web browser)
- Transfer via SMB/FTP/SFTP
- Email
- Scan (URL)
- Scan to USB (optional)
- Simultaneous transmission such as Email / Transfer via SMB, etc.
- ScanAuto
- Preview
- Color Scanning
- 2 Sided Scanning
- Mixed Size Originals
- File Format: TIFF / JPEG / PDF<sup>1</sup> / XDW (DocuWorks)<sup>2</sup>
- Microsoft Excel / Word format (optional)
- Single File for Each Page
- Searchable Text (optional)
- High Compression (High Speed) (optional)
- Job Flow Sheets
- Background Suppression
- Shadow Suppression
- Auto Upright Orientation
- Skew Correction
- Skip Blank Pages
- Book Scanning
- Scan Delivery (optional)

\*1: High Compression/Specific Color/Searchable Text / Security / Signature / Optimise For Quick Web View  
\*2: Searchable Text / Security / Signature

### Others

- Local Authentication
- Remote Authentication
- Azure AD linked authentication (optional)
- IC Card Log In (optional)
- Serverless Authentication (optional)
- Secondary Ethernet (optional)
- Wi-Fi Support (optional)
- Data Encryption
- Data Overwrite (optional)
- Secure Watermark (optional)
- Image Log (optional)
- Message screen from an administrator
- Job History Export

fujifilm.com/fbau



For more information or detailed product specifications, please call or visit us at

fxillawarra.com.au

87 Auburn Street, Wollongong NSW 2500  
P: 02 4220 5000

The available model varies depending on the country/region. Please ask the sales representatives for details.

The product specifications, appearance and other details in this brochure are subject to change without notice for improvements.

**Reproduction Prohibitions** Please note that reproduction of the following is prohibited by law : •Domestic and foreign currencies, government-issued securities, and national bonds and local bond certificates. •Unused postage stamps, post cards, etc. •Certificate stamps stipulated by law. •Reproducing works forming the subject matter of copyright (literary works, musical works, paintings, engravings, maps, cinematographic works, drawings, photographic works, etc.) is not permitted unless the reproduction is for the purpose of personal use, family use or other similar uses within a limited circle.

**Trademarks** •FUJIFILM and FUJIFILM logo are registered trademarks or trademarks of FUJIFILM Corporation. •Apeos, Smart WelcomeEyes, DocuWorks, Working Folder, Cloud Service Hub, Cloud On-Demand Print are registered trademarks or trademarks of FUJIFILM Business Innovation Corp. •Adobe, Adobe logo, PostScript and PostScript logo are either registered trademarks or trademarks of Adobe in the United States and/or other countries. •Apple, Mac, macOS, OS X and AirPrint are trademarks of Apple Inc. registered in the U.S. and other countries and regions. •Mopria, the Mopria Logo, and the Mopria Alliance word mark and logo are registered and/or unregistered trademarks and service marks of Mopria Alliance, Inc. in the United States and other countries. •All product names and company names mentioned in this brochure are trademarks or registered trademarks of their respective companies.



### For Your Safety

Before using the product, read the Instruction Manual carefully for proper use. Use the product with the power source and voltage specified. Be sure to establish ground connection. Otherwise, electronic shock may result in the case of a failure or short circuit.

The information is as of January 2023. PIC-0214 AU (2212)